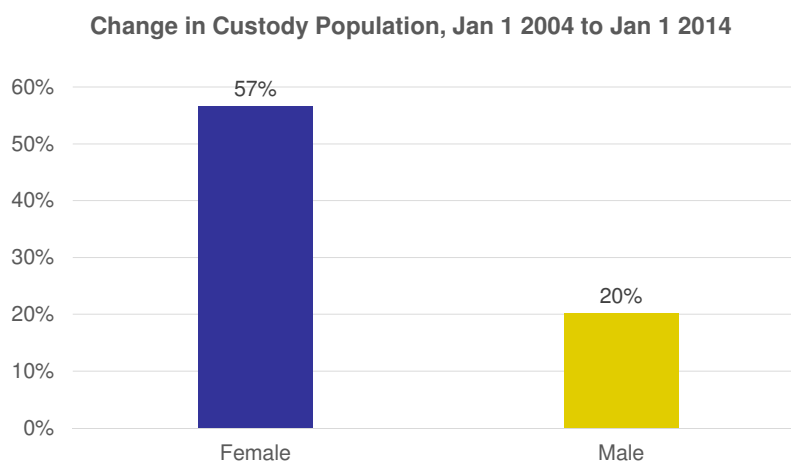


THE  
**PEW**  
CHARITABLE TRUSTS

Utah Data Analysis: Female  
Prison Population Drivers  
Commission on Criminal and Juvenile Justice  
Salt Lake City, Utah  
June 12, 2014

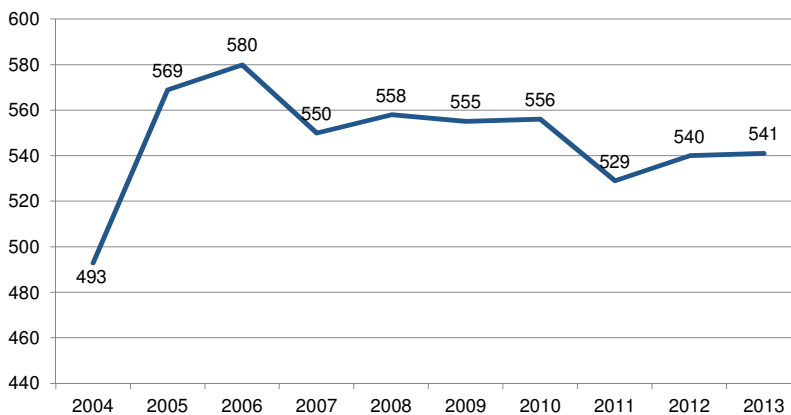
June 12, 2014

## Female Prison Population Up 57% Over Last Decade



## Female Admissions Up 10% Over Decade

Female Admissions to Prison  
(2004-2013)

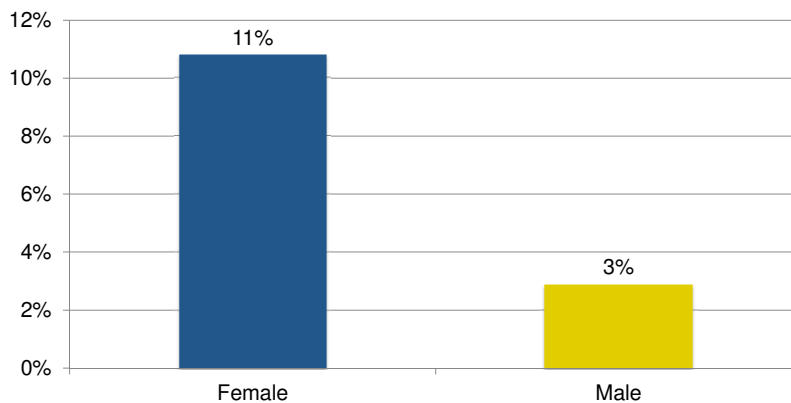


June 12, 2014

2

## More Females Charged and Sentenced as Felons

Growth in Newly Sentenced Felony Offenders  
(2004-2013)

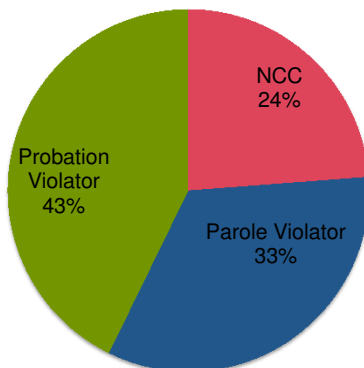


June 12, 2014

3

## Probation Violators Make Up 43% of Female Prison Admissions

Female Prison Admissions, by Admission Type, 2013

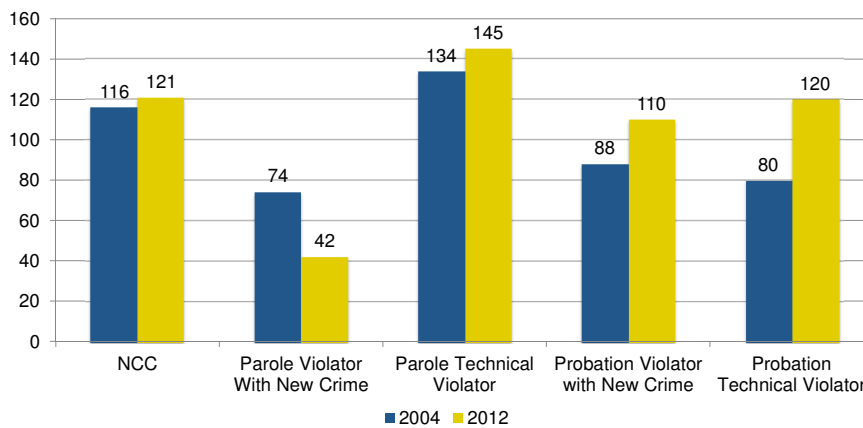


June 12, 2014

4

## 50% Growth in Number of Female Technical Violators Entering Prison

Female Prison Admissions by Type (2004 and 2012)

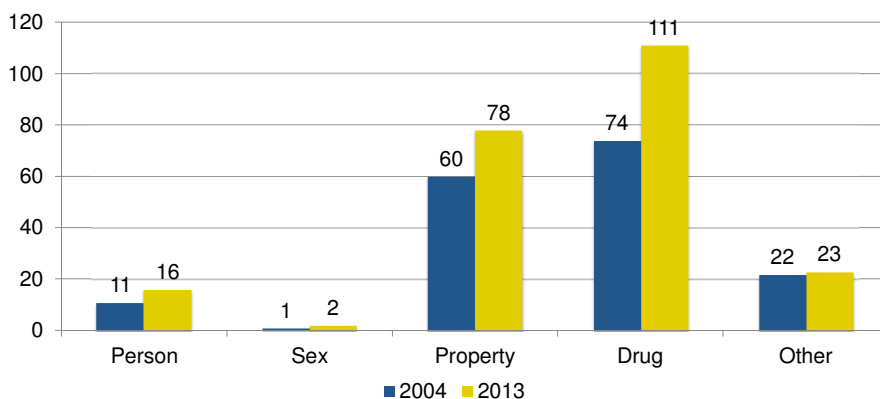


June 12, 2014

5

## Bulk of Probation Violation Growth Among Female Offenders Sentenced for Drug and Property Crimes

**Female Prison Admissions for Probation Violation, by Offense Type (2004 and 2013)**

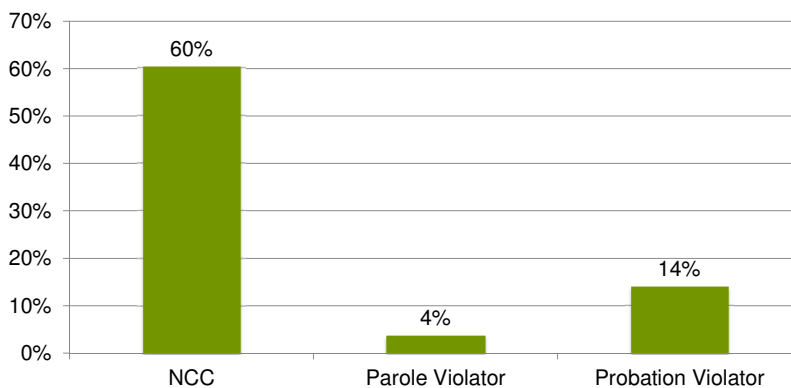


June 12, 2014

6

## Time Served Also Up for Female Offenders, Especially Newly Sentenced Offenders

**Change in Mean Time Served for Female Offenders, by Admission Type (2004-2013)**

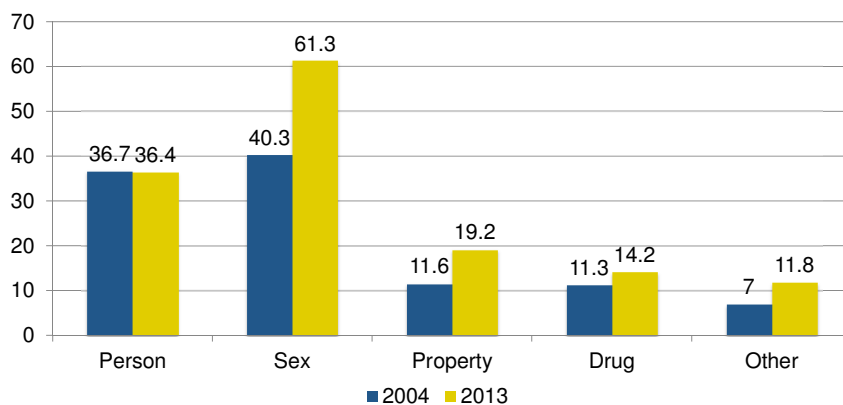


June 12, 2014

7

## Time Served Up 66% for Female Property Offenders

Time Served for Female Offenders by Offense Type, NCC Only (2004 and 2013)

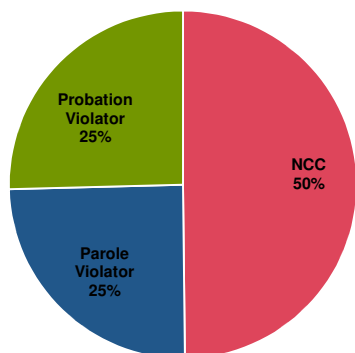


June 12, 2014

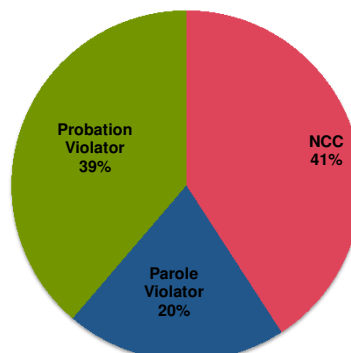
8

## Revocations Make Up 59% of Female Prison Population, Compared to 46% for General Prison Population

Female Prison Population, Jan 1 2004, by Admission Type



Female Prison Population, Jan. 1, 2014, by Admission Type

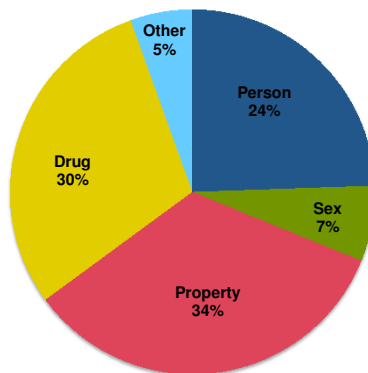


June 12, 2014

9

## 69% of Female Prisoners Were Sentenced for Nonviolent Crimes, Compared to 41% of General Prison Population

Female Prison Population on Jan 1, 2014, by Offense Type



June 12, 2014

10

### Key Takeaways

- Probation violators make up a growing share of the female prison population (39% up from 25%)
  - » Almost all the admissions growth for female offenders driven by increases in drug and property offenders being revoked from probation
- Time served is up for female offenders, including a 66% increase for property offenders in for a new court commitment
- 69% of female prisoners were sentenced for nonviolent crimes

June 12, 2014

11